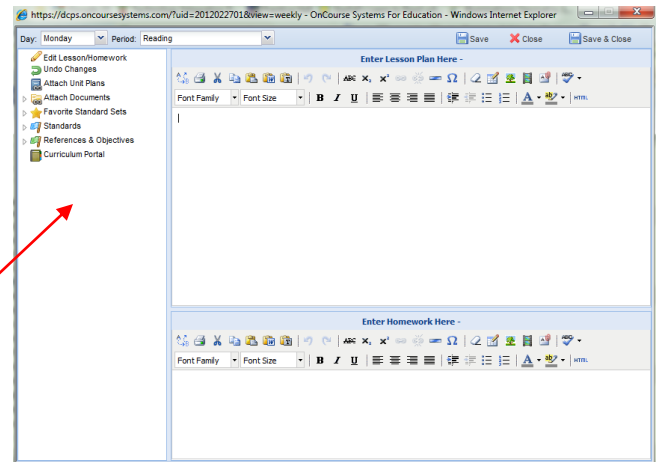























## OnCourse Lesson Plan Update- March 2012

The OnCourse Lesson Planner has some new changes to help you navigate and create your lessons. Here is what is new in the Lesson Plan Editor. The navigation for attaching documents and standards is on the side of the lesson plan editor instead of the top of the window



|  |   |
|--|---|
|  Edit Lesson/Homework   | Create and edit your lesson and homework.   |
|  Undo Changes   | Undo current changes.   |
|  Attach Unit Plans  | Attach a Unit Plan you created in OnCourse. Click on the drop down box next to the unit plan that you would like to be attached to your lesson plan   |
|  Attach Documents<br><ul style="list-style-type: none"> <li> My Favorites</li> <li> Webb, Susan</li> </ul>   | To link a document to a lesson plan block, you must first upload the document into your "document library." After your document is in your library, you may attach to a day's lesson, to a homework assignment, or both.  |
|  Favorite Standard Sets<br><ul style="list-style-type: none"> <li> Mathematics</li> </ul>  | Save your favorite Standards you use for your lessons by selecting the Standard you are using, select the green circle with the plus sign  , and click the yellow star on the upper right corner of the Standards window  . |
|  Standards<br><ul style="list-style-type: none"> <li> FL Sunshine Stds</li> <li> Common Core State Standards</li> <li> FL Next Generation Sunshine S</li> <li> FL Pre-K Stds</li> <li> FL Special Dipl</li> <li> FL Access Points</li> <li> National Technology Standards</li> <li> NT English Language Proficienc</li> </ul> | Access and link the Standards for your instruction into your lesson plan block.   |
|  References & Objectives  | Coming Soon – Strategies for Instruction  |
|  Curriculum Portal  | District documents you can view and link to your lesson plans. Open up the Curriculum Portal, select your grade level, content area, and resource you would like to view or link. Right click on the document to link to your lesson plan block.  |